

BizBoost Digital Academy - Placement Driven AI Powered Search Engine Optimization & Analytics Program

PAY PROGRAM FEE AFTER PLACEMENT



Email: careersbizboost@am-enterprises.org

<https://bizboost-digital.am-enterprises.org/>

Get trained & take part in the BizBoost Digital Academy hiring drive



Our Top Clients Currently Hiring



Dan

★★★★★5.0 (2)

🇷🇴 Romania 🗣️ I speak English

Contact me



Arthur K

★★★★★5.0 (2)

🇺🇸 United States 🗣️ I speak English, German

Contact me



Samuel D

★★★★★5.0 (2)

🇺🇸 United States 🗣️ I speak English

Contact me



Maryna M

🇬🇧 United Kingdom 🗣️ I speak English

Contact me



Sarah Clarke

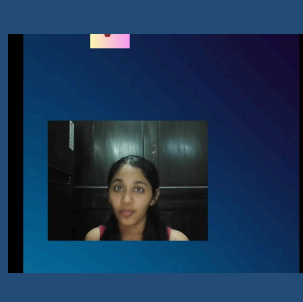
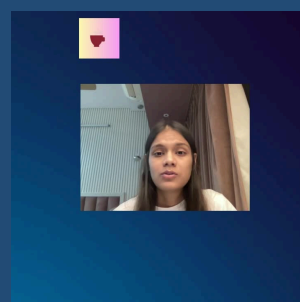
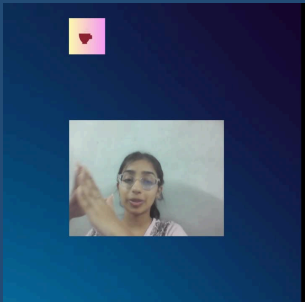
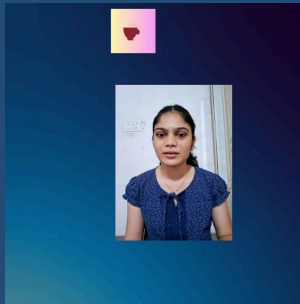
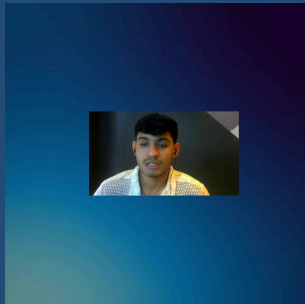
🇺🇸 United States 🗣️ I speak English

Contact me

We Are Hiring for Our Clients

At BizBoost Digital Academy, our objective is clear: identify the right candidates, ensure they are equipped with the right skills, and if they aren't yet, train them with the best mentors in the industry.

Hear from the candidates



Register yourself for the hiring drive:

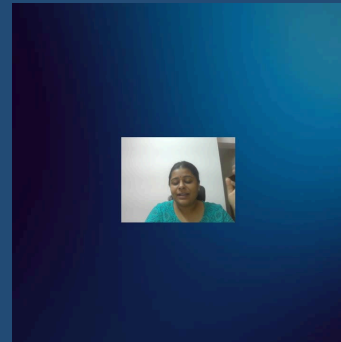
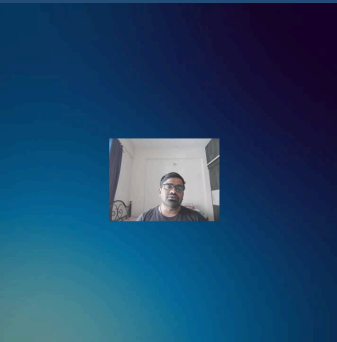
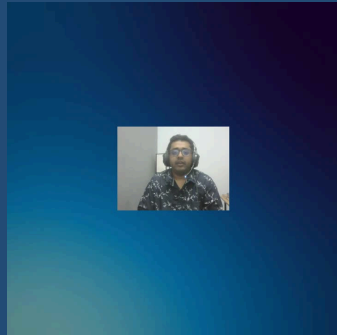
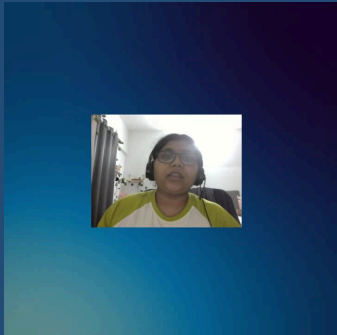
<https://bizboost-digital.am-enterprises.org/bizboost-digital-academy-presents-hiring-drive-for-students-2025/>

Free consultation from experienced Mentors



Watch our BizBoost Digital Academy Podcast & Mentor Videos where experienced mentors share strategies, tips, and real-world insights on digital marketing. [Learn more →](#)

Learn from the Best: How BizBoost Digital Academy Mentors Shape Digital Marketing Careers



Listen to the mentors here:

<https://bizboost-digital.am-enterprises.org/experienced-digital-marketing-mentors/>

<https://bizboost-digital.am-enterprises.org/>








Placement Driven Course: Search Engine Optimization & Analytics

Pay complete fee after placement.



Total Discounted fee: 
Rs 80,000

Enrollment fee: 2 months
Rs 6500 

1.  GA4
2.  AI Driven Google Analytics Course GA4
2.  AI Driven SEO Training 2025 +
 Website Management(WordPress)
3.  Content Marketing
 Content Marketing & Strategy
4.  AI Driven Google Tag Manager – Beginner




ChatGPT



Midjourney



AI EQUIPPED DIGITAL MARKETER IS THE NEED OF THE INDUSTRY



Here's a crisp statement of purpose for each course:

AI Driven Google Analytics Course GA4 – To equip you with skills in tracking, measuring, and interpreting user data with GA4, enhanced by AI for smarter decision-making.

AI Driven SEO Training 2025 + Website Management (WordPress) – To help you rank higher on search engines using AI-powered SEO strategies while managing and optimizing websites on WordPress.

Content Marketing & Strategy – To teach you how to plan, create, and distribute high-value content that drives traffic, builds trust, and boosts conversions.

AI Driven Google Tag Manager – Beginner – To give you a strong foundation in website tracking and automation with GTM, using AI for more accurate and efficient data collection.

Program Overview: Search Engine Optimization & Analytics



This program is designed to give students a complete understanding of how to attract, analyze, and convert online traffic using modern SEO and analytics tools. It combines AI-driven insights, practical website management, and strategic content planning to ensure participants can create measurable marketing impact.

Purpose of the Program:

To equip students with the knowledge and hands-on skills required to optimize websites for search engines, track user behavior, and make data-driven decisions that drive growth.

What Students Will Gain:

Expertise in AI-powered SEO strategies to rank higher on search engines.
Skills to manage and optimize websites effectively with WordPress.
Knowledge of content marketing frameworks to boost visibility and engagement.

Proficiency in Google Analytics (GA4) and Google Tag Manager for advanced tracking and reporting.

The ability to integrate SEO with data analytics for smarter, ROI-focused marketing campaigns.

Job Roles: Search Engine Optimization & Analytics Program



Freshers / Entry-Level Roles

- SEO Intern
- SEO Executive / SEO Associate
- Junior SEO Analyst
- SEO Content Writer (with keyword optimization focus)
- Digital Marketing Intern (with SEO & Analytics exposure)

Mid-Level Roles (2–5 years experience)

- SEO Specialist (On-page / Off-page / Technical)
- SEO Analyst / Web Analytics Analyst
- Content SEO Strategist
- Local SEO Specialist
- E-commerce SEO Specialist
- Digital Marketing Analyst (SEO + PPC + Analytics mix)
- SEO Team Lead (small teams/projects)

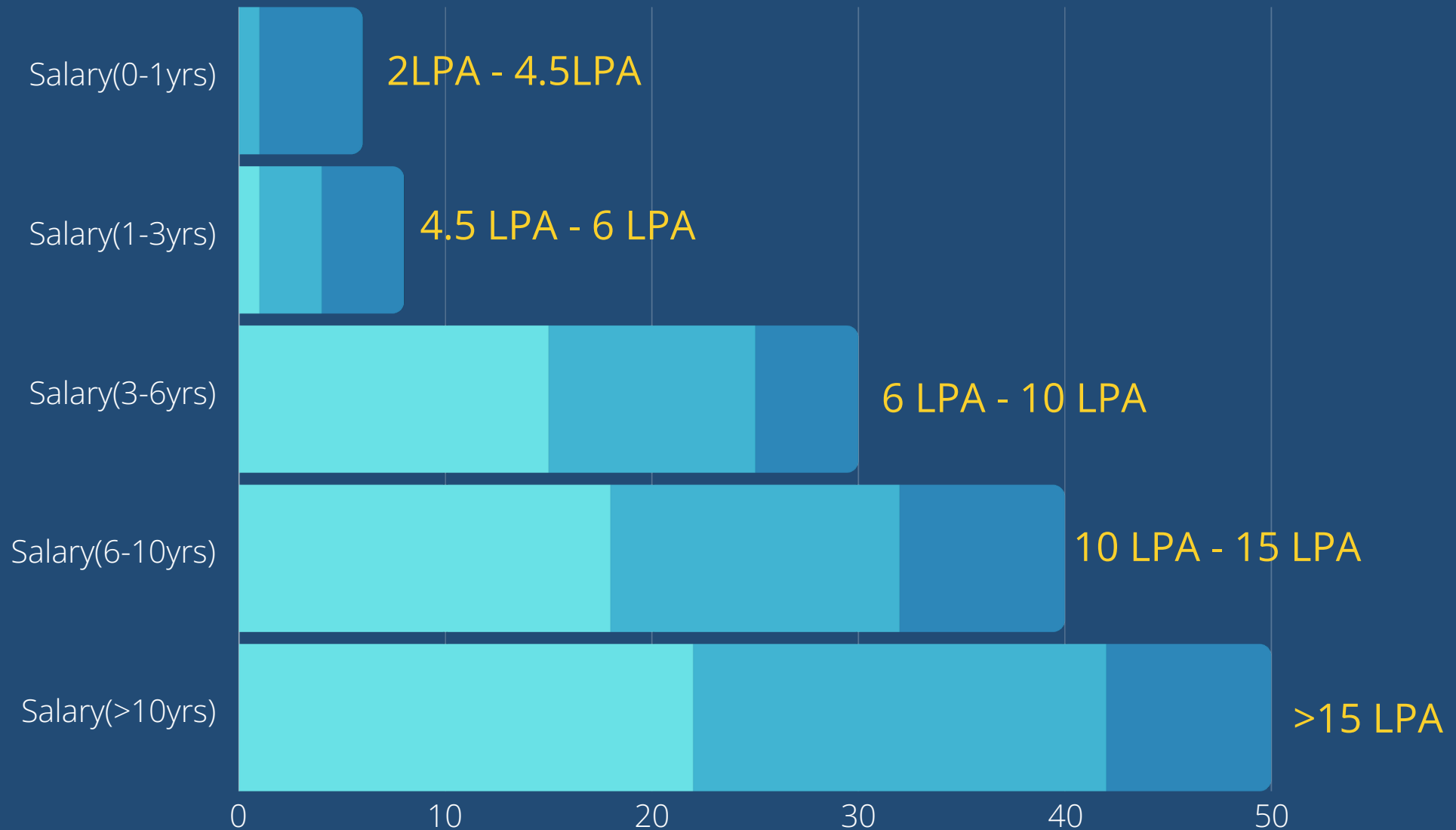
Senior Roles (5+ years experience)

- SEO Manager
- Senior Web Analytics Manager
- Conversion Rate Optimization (CRO) Manager
- SEO & Digital Strategy Manager
- Head of SEO / SEO Director
- Digital Marketing Analytics Lead
- VP of SEO & Analytics / Growth Marketing Head

Avg. salary - 5.5 LPA



Earn Upto - 11 LPA



● DIGITAL MARKETING THE REVOLUTION IS HERE

Digital Marketing is the constant pillar of every business growth strategy today. Businesses across industries are looking for 360-degree digital marketing professionals who can expertly leverage the diverse channels, tools, and techniques that form today's digital environment to generate real value at every step. Welcome to our Digital Marketing Job Guarantee Program - which guarantees you a job within 6 months of graduation! Countless program learners have already made the transition to new jobs. This handbook showcases their stories and is your blueprint to career success in the field.



More than 50,000 vacancies as the industry faces skill shortage for digital marketing professionals.

-Indeed

With a 32% growth in Digital Marketing jobs in 2022, India has over 7.2 Lakh professionals

-LinkedIn

Search Engine Optimization & Analytics



Hands-on training
on industry tools
to make you job
ready



Career mentoring
and interview
preparation



Global practitioners
and industry experts
as trainers




The complete digital
marketing suite
covered



Job Guarantee Services Future-Proofing Your Career

We bring you the ultimate job preparation solution to help you get to the next level - from a job-ready professional eligible to be hired to a Digital Marketing professional anywhere in the world.



Career

Mentoring

- Resume preparation & profile building
 - 1:1 mock interviews and soft skill training
 - Mentorship from leading experts
- Curated job board by BizBoost Digital

Job Placement, Guaranteed!

- Get placed within 6 months
- of graduating or you don't

have to pay the program fee.

- 90000+ jobs openings*
Naukri



Highlighting Features You Should Know

Pay Program Fee After Placements

Weekend & Daily Classroom Program Available

The student can choose as per their choice in which batch they want to get enrolled

Instructor Led Live Classes

You will be provided with live lectures online from industry experts working with reputed companies. Having 6+ Years Of Experience

Recorded Lectures

You can get the recorded lectures of all the lectures on our LMS for lifetime.

Doubt Assistance

24/7 Doubt Support
Mentor Doubt Session Available

Internship & Experience Letter

Create Your Live Online Portfolio



Fee Structure for Search Engine Optimization & Analytics

	Actual Price
Enrollment fee	6500
Theory & Classroom Program	45000
Capstone Projects	6500
Tools & Softwares	20000
AI Tools Fee	10000
Total Fee	88000(GST Inclusive)
Discounted Fee	80,000(GST Inclusive)

Work Experience Letter

To Whom-So-Ever It may Concern

This letter is to certify that _____ has worked in our organization as Digital Marketing Executive.

He had started working here on (Joining date) and worked till (Leaving Date). He had served till (total time of work) in our organization.

He had been very responsible till the date he had joined. He had enriched himself with lots of skills and work experiences to date.

We are really glad to have such an employee among us.

Wishing him the best of his luck in his career.



DIRECTOR

SIMPLIFIEDUCOACH



Course Completion Certificate



Digital Marketing Course Completion Certificate

CERTIFICATION AWARDED FOR THE SUCCESSFUL COMPLETION OF THE
DIGITAL MARKETING COURSE WITH BizBoost Digital

FOR EFFORTLESS CONTRIBUTION IN THEORY, QUIZZES, MODULES AND
PROJECTS



DIRECTOR

BizBoost Digital

Blueprint for your success



How You are Going to proceed - Step by Step

Step 1

Enroll With Us

It all starts with this step!


Step 2

Start your learning & Get certified

Clear theory, projects, quizzes like a Pro!

Step 4

Get access to placement assistance
Resume preparation, Mock
Interview, career workshops, etc



Step 3

Sign the ISA

Once you complete the training program, you sign the Income Share Agreement (ISA) and become a part of the placement program.

As per the agreement, you will pay your course fee in installments.

The Complete Road map



- DIGITAL MARKETING Intro:
Learn Fundamentals of
Digital Marketing
- Content Marketing &
Strategy
- AI Driven SEO Training
2025 + Website
Management(WordPress)



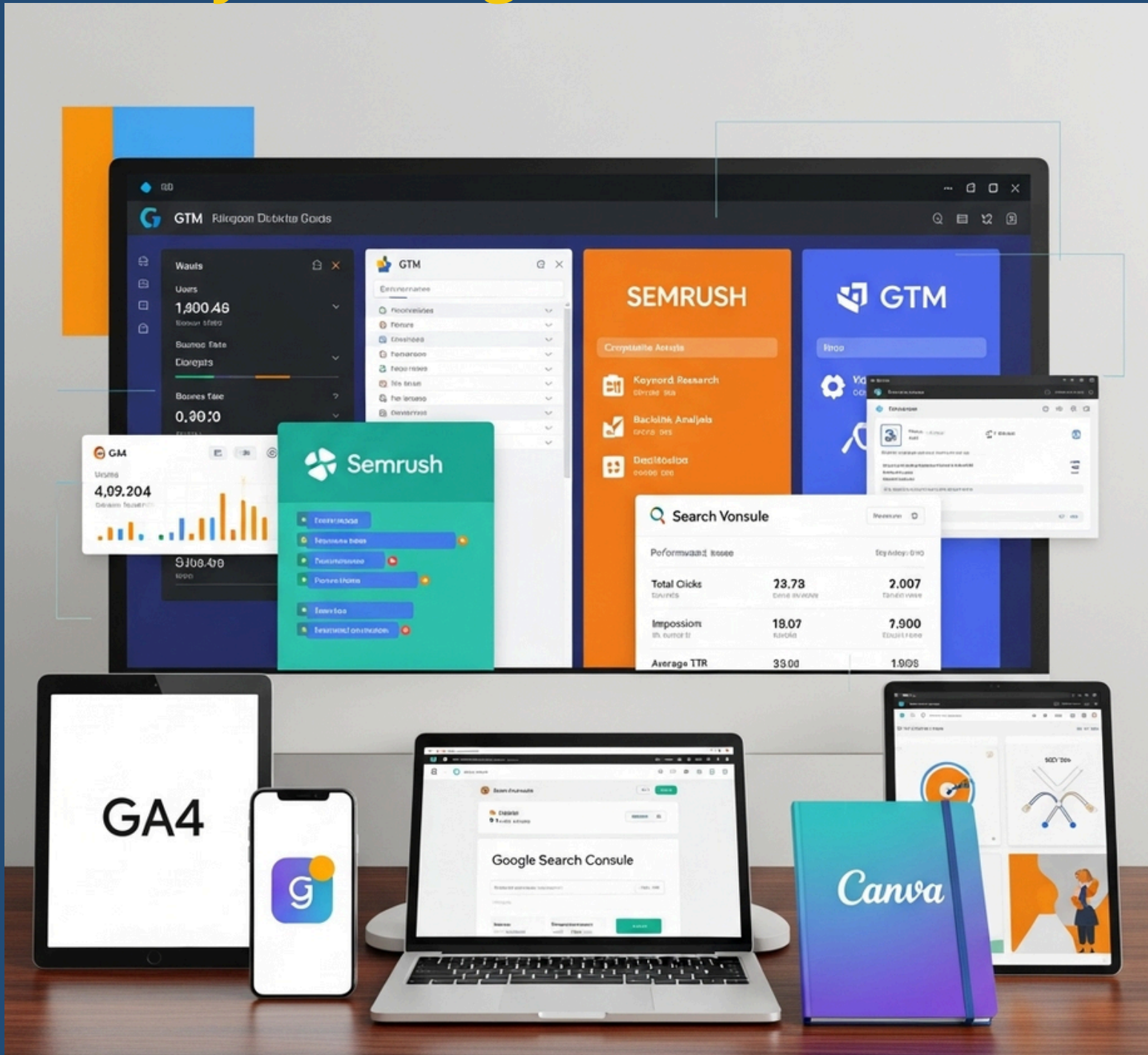
- Ultimate Google Analytics course 4
- Google Analytics 4: Advanced
- AI Driven Google Tag Manager – Beginner



- WordPress development:
Start your own blog
- Placement
Assistance, Building
Profile & Internship
Offer



Tools Covered: Search Engine Optimization & Analytics Program



Work With Top Companies & Startups




Success Stories of Alumni




Aryan Maheshwari
Sr. Digital Marketing Analyst
Accenture in India - Full-time



Sakshi
Business Analyst
American Express - Full-time



Richa Shukla
Executive - Social Media Marketing
ALTBalaji - Full-time



Sanya
Marketing Executive
Z1 Media - Full-time



What are you waiting For?
Enroll today!

Submit Application

Submit the application with required information and check for eligibility

Assessment and review

Talk to our counsellor for the course requirements and any eligibility test

Admission RollOut

Secure the admissions by accepting the program enrollment and making the payment



Get Certified. Get Placed.



Technology is moving at a breathtaking speed today. Businesses worldwide are looking for talented professionals who can not only keep up with the pace but also drive the change.

Today, acquiring cutting-edge skills is vital for starting a career or career growth in any field including digital marketing.

Develop skills for starting a career in Digital Marketing

This job guarantee program includes theory from basic - advanced, projects, and quizzes. Also, internship opportunities are provided so that you can solve real-life problems with your acquired skills.

Learn from experts active in their field

Learn from the mentors who are themselves working professionals who can guide you in the digital marketing industry.

Perfect your skills working on real-world problems

Capstone projects include real-world data sets with hands-on learning.

Structured guidance ensures learning never stops

24/7 learning, doubt support so that you grow everyday in your skills.

Table of Contents

DIGITAL MARKETING Intro: **Learn Fundamentals of Digital Marketing**



Welcome To BizBoost Digital Digital Marketing Training & Internship Program 4
Topics Welcome Meet Your Instructors Our Partners Digital Marketing Talks

Welcome To Digital Marketing

2 Topics

Introduction

Digital Marketing Training & Internship Overview

The Digital Marketing Framework

5 Topics

Intro

Frameworks

Ford Fiesta Case Study

Introduction to example companies

Quiz: Digital Marketing Framework





What:Your Business

7 Topics

Intro

Marketing Plan: What ?

Value Proposition Examples

Quiz: Value Proposition

Business Models

Business Life Cycle

Quiz: Business Life Cycle

Who & When: Your Customer

7 Topics | 1 Quiz

Intro

Marketing Plan: Who

Empathy Maps

Target Personas

The Customer Journey

The Customer Journey 2

Customer Journey Example

Quiz: Customer Journey





Where: Marketing Channels 4

Topics | 2 Quizzes Intro Digital Marketing Map: Where ? Paid, Owned & Earned (POE) Revisit the customer Journey Quiz: POE Choosing Channels

Why: Marketing Objectives & KPIs

5 Topics | 3 Quizzes

Intro

Digital Marketing Map: Why?

Key Performance Indicators

Metrics & KPIs

Metrics

Quiz: Marketing Objective

Quiz: KPIs

Quiz: Metrics

Project: Prepare To Market

3 Topics

Welcome to the first project

Get Started

Project: Prepare to market



Content Marketing & Strategy



Plan Your Content Strategy 8 Topics | 1 Quiz
Intro Content Strategy & Marketing
The Content Process: Hubspot
Target personas and Content
Content Topic Content Audit
Hub, Hero & Hygiene
Content Examples: Hub, Hero & Hygiene
Content Quiz: Hub, Hero, Hygiene

Create Content

9 Topics | 1 Quiz

Intro

Elements of Content

Elements of Content Part 2

Story

Creative Story Examples

Creation Resources

Repurpose Content

Curate Content

BuzzFeed On Content

Quiz: Repurpose Content





Distribute & Promote Content

7 Topics | 1 Quiz

Intro

Distribute the content

Promote the content

Content Calendar

Content Trends

Content Trends: Part 2

The future of Content

Quiz: Content Trends



Optimize Website UX & Landing Page

8 Topics | 1 Quiz

Intro

Websites

Website User Experience

Landing Pages

Creating Landing Pages

Test Landing Pages

A/B Test For Landing Pages

Statistical Significance

Quiz: Landing Pages



Measure Impact

8 Topics

Intro

Tracking with UTM Codes

Writing UTM Codes

Quiz: UTM Codes

URL Shorteners

Analytics

Metrics

Case studies

Jobs In Content Marketing

2 Topics

Content strategy take aways

Here are the jobs



AI Driven SEO Training 2025 + Website Management(WordPress)



How Search Works 6 Topics | 3 Quizzes Intro Drive Traffic From The Search Engine SEO and the customer journey The Search Engine Results Page How Search Works Read, Index, Retrieve Quiz: Click Distribution On Search Quiz: Click Distribution On First Search Engine Results Page How Search Works

Keywords

8 Topics | 2 Quizzes

Intro

Content Strategy and keyword

Head and Long tail keywords

Branded and Non Branded Keywords

Step 1: Keyword Discovery

Step 2: Evaluating and Focusing Keyword List

Keyword Research In SEO

Keyword Research With SEMRUSH Tool

Quiz:Head and Long Tail Keyword

Quiz: Keyword Research In SEO





Tags And Site Structure

7 Topics | 2 Quizzes

Intro

Find Your Source Code

Meta and Title Tags

Alt Tags: Pictures, Videos, Flash

URL Structure and best practices

Structure Site To Make Navigation Easy

On Site Optimized Page

Quiz: Title and description tag evaluation

Quiz: Url Best Practices

Link-Building

10 Topics

Intro

Understand Link And Anchor Text

Quiz: Write Anchor Text

How Search Engine Use Links

Natural vs Manual Link Building

Link Building Tools And Evaluating Your Site

The role social plays in SEO

Kick off your Link Building Campaign

Beta Brand – Link Building Example

Quiz: Link Building





SEO Audit and the future of SEO

7 Topics

Intro

SEO Audit: Content

SEO Audit: Technical

SEO Site Audit: Check List

SEO Manipulation And Penalties

Interview: Black Hat SEO Advice

Google Updates & Evolving SEO

Project: Conduct An SEO Audit

5 Topics

Get Started

On Site Audit Tools

Off Site Audit Tools

Site Performance Tools

Project: Conduct An SEO Audit

Jobs In SEO

2 Topics

SEO – Takeaways

What you need to know

WordPress For SEO

5 Topics

Intro

Domain Name & Hosting

WordPress Dashboard

Make A Website With WordPress

Project: SEO For A Established Company





Google Analytics 4

Lesson 1: Let's Begin GA4

3 Topics | 2 Quizzes

Course Structure, Plan & Overview

Analyze website data

Google Analytics Navigation

Lesson 2: Analysis: Traffic Volume

4 Topics | 3 Quizzes

Beginner's Traffic Analysis

Users whereabouts

Concepts and Jargins for Traffic in GA4

Source & Medium Concept for Traffic Analysis

Lesson 3: Analysis: Traffic Relevance

5 Topics | 1 Quiz

Learning about your visitors

Demographics of the target audience

Devices & Technologies

Learning specific aspects

Overlapping segments

Lesson 4: How GA4 works

3 Topics | 1 Quiz

How GA4 works?

GA4 Events

Capturing Data Using GA4 Events

GTM: Non-developer perspective





Lesson 5: Traffic Engagement

10 Topics | 4 Quizzes

Analzing & Using events

Page-level website analysis

Path analysis

Lesson 6: Traffic sustainability

Cohort analysis

Retention analysis

Cohort granular analysis

Engagement overview: DAU, MAU, WAU

Tracking individual user actions in GA4

Concept behind USERID tracking

Lesson 7: More on Traffic Analysis

Funnel concept

Funnel-Based Goal Analysis

More on Data Business Goals

Business Goal Analysis with monetization report

Attribution modelling-concept & report





Lesson 8: Data modelling with GA4 Think about website data Typical e-commerce website: Part 1 Typical ecommerce website: Part 2 Typical ecommerce website: Part 3 Data modelling for non-standard website: Part 1 Data modelling for non-standard website: Part 2

Lesson 9: Custom reports and Google Data Studio

Tabular reports in GA4 Modify GA4 reports Google Data Studio Basics Chart types in Data Studio Using Data filters & Other tools Formulae in Data studio Advanced funnels in data studio

Lesson 10: Project setup

Who is it for?
Install the project



Lesson 11: Google Analytics with Tag manager

Creating new Google Analytics Account 4

Connect website to GA4

A case for the need of GTM

Create new GTM account

Understand how GTM works

Connect website, GTM & ga4

Implement event with GTM

Understand preview mode

Understand debug mode

Final steps to event creation

Optimize the tags & triggers: 1

Optimize the tags & triggers: 2

Create events inside GA4

Event parameters & Dimension

Configure a custom dimension

Data layer complete

Lesson 12: Jobs In Digital Marketing Analytics

2 Topics

Digital Marketing Analytics Takeaways

What You Need To Know





Google Analytics 4: Advanced

Lesson 1: Ga4 Reports Overview

3 Topics | 2 Quizzes

Report types

How it goes?

Ga4 report overview

Acquisition - Traffic, Source, Medium

Engagement - Events & Conversions

Engagement - Page report

Retention report

Demographics and Tech devices

Monetization report

Admin settings

Comparison settings in GA4

Attribution modeling in GA4

Data collection

Lesson 2: Set up Live Project

4 Topics | 3 Quizzes

Install the Live Project

Install GA4, GTM, and Text editor

Javascript pre-requisites





Lesson 3: Javascript basics

3 Topics | 2 Quizzes

Intro to basic JS

Variables in JS

Functions

Arrays & Decision conditions

If else statements & operators

Loops in Javascript

Objects in JS

Reading & Manipulating HTML with JS

Lesson 4: How GA4 works

4 Topics | 3 Quizzes

How GA4 works?

How Events work conceptually

Create event - part 1

Create events - part 2

Lesson 5: How GTM works

How GTM works with GA & Website

Integrate GTM + GA+ Website

Tags, Triggers & Variables

Redoing events in GTM

Preview mode

Test Tags & Triggers using preview mode

GTM mechanism





Lesson 6: Events in GA4 Capture data required by events from webpages Custom JS Variables & Event Parameters Analyze event parameter in GA4 Custom definitions, Dimensions & Metrics Use case events Firing events Tracking forms - Part 1 Tracking forms - Part 2 Tracking forms - Part 3 GTM Variables - DOM element & Auto event variables I GTM Variables - DOM element & Auto event variables II

Lesson 7: Enhanced Measurement
Scrolls, Outbound Links
Site search, video & File Downloads
Connected site tags, GA history





Lesson 8: User Properties & User ID Tracking

Basic concepts - User properties

User properties - Concepts & Implementations II

Local & session storage

Using Local & Session storage with GTM

User property exercise for you

Solution to the user property exercise

Test the implementation of user property

User ID tracking - concept

Setup user ID in the browser

Push user ID data to GA4

User ID tracking results

Lesson 9: The Data Layer

The Data Layer in GTM

A simple application of Data Layer

Lesson 10: Data collection & REST API collection

Fundamentals of aggregating data from user actions

Set attributes with HTML for Data collection

Data collection using Global JS variables

Fundamentals of REST API



Lesson 11: E-commerce Data Collection I

How Ecommerce Data collection works in GA4

Basic use case of Ecommerce

Fetch Dynamic data from Woocommerce

Lesson 12: Ecommerce Data collection II

Product selection Data collection in Ecommerce I

Product selection Data collection in Ecommerce II

Create a JS framework for Data collection

Fix page unloading

Data collection on Add to Cart

Data collection on Product List Views

Fetch Additional Data from woo-commerce

Implement variation in Ecommerce

Implement Data collection on checkout

Implement Data collection on order complete

Implement Data collection on remove Item

Implement Data collection on update Item





Lesson 13: Custom reports in GA4 & Data Studio
Custom reports in GA4 & Data studio
Library reports in GA4
Basics of exploration reports in GA4
Segments in exploration reports in GA4
Setting up funnel reports in GA4
Setting up path analysis reports in GA4
Setting up segment overlap in GA4
Setting up Cohort Analysis reports in GA4
Create reports with Google Data studio
Charts in Data Studio
Styling reports in Data Studio
Data controls in Google Data Studio





Google Tag Manager - Beginner to Advanced

Get Started

5 Topics

Why GTM Exists?

Pace of the Lectures

Structure of a GTM Account – I

Structure of a GTM Account – II

A Simple Implementation of Tag and Trigger

Setup Website with GTM

4 Topics

Setup Steps: A Website for Practicing

Connect GTM and GA to Your Website – I

Connect GTM and GA to Your Account – II

Automated Plugins for GTM (WordPress-specific)





Google Tag Manager Steps to Follow

9 Topics

Capture a Simple User-generated Action from a Website

How Tag Assistant (Preview Mode) Works in GTM

Hierarchical Structure of Google Tag Manager

Common GTM Tags : Element Visibility, Form Submissions, and Timers

Application of CSS Selectors in GTM

Phone and Email Tracking in GTM

Outbound Link Tracking and Other Associated GTM Techniques

Collecting HTML Attributes with In-built Variables in GTM

How GTM works behind the scene

Facebook and Google ads with GTM

5 Topics

Set up Basic Facebook Pixel Tracking

Facebook Pixel, Custom Templates, Event Capture with GTM

Google Ads Conversion Tracking with GTM with Forms

Google Ads Conversion Tracking on Page Load

Google Ads Conversion Tracking Advanced Data Capture





Advanced GTM

4 Topics

Configuration of Parameter Data Captured by GTM in Google Analytics

User ID Tracking and the Application of First Party Cookies

Setting up Google Analytics for Development Environments

Create Content Groups with GTM for GA4

Video Tracking Techniques

2 Topics

Tracking YouTube Videos Using GTM and GA4

Tracking YouTube Videos with Custom Tags and Triggers





WordPress Development

Lesson 1: Introduction to WordPress

Overview of WordPress

Exploring the WordPress dashboard

Lesson 2: Setting Up a WordPress Website

Choosing a domain name and hosting provider

Installing WordPress on a web server

Configuring basic settings and site identity

Lesson 3: Managing Content with WordPress

Creating and managing pages and posts

Using the WordPress editor

Organizing content with categories and tags

Lesson 4: Customizing WordPress Themes

Choosing and installing a WordPress theme

Customizing the appearance of a website using the WordPress Customizer

Modifying the theme's header, footer, and sidebar





Lesson 5: Extending WordPress with Plugins

Installing and activating WordPress plugins

Exploring popular plugins

Configuring and managing plugins on a WordPress site

Lesson 6: Optimizing WordPress Performance

Understanding website performance optimization

Implementing caching mechanisms

Optimizing images and using content

Lesson 7: WordPress Security

Best practices for securing a WordPress website

Managing user roles and permissions

Configuring security plugins and backup solutions

Lesson 8: Search Engine Optimization (SEO) for WordPress

Understanding SEO principles and techniques

Optimizing content for search engines

Using SEO plugins to improve website visibility

Lesson 9: WordPress E-commerce

Setting up an online store using WordPress

Configuring and customizing an e-commerce plugin (e.g., WooCommerce)

Managing products, orders, and payment gateways





Lesson 10: WordPress Multilingual and Multisite
Creating a multilingual website with WordPress
Configuring a WordPress Multisite network
Managing multiple websites from a single WordPress installation

Lesson 11: WordPress Maintenance and Troubleshooting
Backing up and updating a WordPress website
Troubleshooting common WordPress issues
Monitoring website performance and security

Lesson 12: WordPress and Analytics
Integrating Google Analytics with WordPress
Tracking website traffic and user behavior
Analyzing data to make informed decisions

Lesson 13: Advanced Customization with WordPress
Understanding child themes and template files
Creating custom page templates and theme modifications
Adding custom functionality with WordPress hooks and filters

Lesson 14: WordPress and Social Media Integration
Integrating social media platforms with WordPress
Adding social sharing buttons and widgets
Automating social media posting from WordPress

Lesson 15: WordPress Best Practices and Tips
Implementing best practices for website design, usability, and accessibility
Tips for improving website performance and user experience
Staying up to date with WordPress updates and new features





Placement Assistance, Building Profile & Internship Offer



Create A Marketing Plan and Conclusion

5 Topics

Intro

Marketing Framework

A Customer Focused Strategy

The Neutrogena Case

Final Project: Create A Marketing Plan For SimplifiedUcoach – Final Project

Create Your Portfolio

3 Topics

Create Your Portfolio

Formulas

Project: Create Your Portfolio

Project: Optimize Your LinkedIn Profile





3 Topics Using LinkedIn Resources In Your Career Portal Project:: LinkedIn Profile Review

Career: Job Search Strategies

6 Topics

How to conduct A Job Search ?

Job Search Best Platforms

Project: Refine Your Entry Level Resume

Project: Refine Your Career Change Resume

Project: Refine Your Prior Industry Experience

Project: Craft Your Cover Letter

Ace Your Interview

3 Topics

Introduction

Interviews are conversations

Star Method

Practice Behavioral Questions

3 Topics

Introduction

Self Practice: Behavioral Questions

Analyzing Behavioral Questions

Land An Internship Offer

2 Topics

Mock Interview

Offer Letter




About BizBoost Digital (a unit of A & M Enterprises), we are dedicated to revolutionizing the education landscape by empowering individuals with the knowledge and skills they need to succeed in their careers. Our innovative approach combines cutting-edge technology, an industry-relevant curriculum, and a unique Pay After Placement policy.

Our Mission:

We strive to bridge the gap between education and employment by offering high-quality, job-focused training programs that prepare individuals for in-demand roles. Our mission is to equip learners with practical skills, real-world experience, and the confidence to excel in their chosen fields.

Pay After Placement:

Our unique Pay After Placement policy sets us apart from traditional educational institutions. We believe in the value of our programs and the potential of our learners. With Pay After Placement, learners have the opportunity to focus on their education without the financial burden upfront. They only make payments after securing a job with a qualifying salary.



Office address: BizBoost Digital Academy Plot no. 27, second floor, Mall Road
Indirapuram, Ghaziabad, UP(201010s) Mail us at - careersbizboost@am-enterprises.org
Call us at - 9711477328